

Summer Break Review

Eight Weeks of
Literacy and
Math Activities
for Young
Learners

This packet belongs to:



A Note to Families


Summer break is a wonderful time for students, however there is always a certain amount of regression that occurs over extended breaks from school.

Completing the Summer Break Review activities will help offset some of this regression.

In this packet you will find:

- *Two calendars with suggested literacy and math activities
- *Letter tiles to cut apart and save for suggested activities.
- *Sight word cards to cut apart and save for suggested activities.
- *Number tiles to cut apart and save for suggested activities.

As you will see on the calendar, reading with your student everyday is important. Make it fun and enjoyable. Maybe even check with your local library for summer reading programs that offer further encouragement and incentives for summer reading.



Tips


*If your student does not already know the sight words, start out with 10 of them and add another 10 each week, until all 50 words are part of the sight word practice time.

*If your child has already mastered this set of 50 words, search the internet for a list of Frye words. The Frye list is where the attached sight words came from.

*Some additional skills, not included in this packet, but would benefit students is work with color words and number words.


*As far as organizing materials, put each set of number tiles and letter tiles in their own plastic bag. (For example: Put all of the upper case letters in one bag. Put all of the lower case letters in another bag. And so on...)

*Doing a little something each day is a great way to maintain all of the gains your child accomplished this past school year.



Summer Break Review



Weeks 1-4



Monday	Tuesday	Wednesday	Thursday	Friday
<ul style="list-style-type: none">*Listen to or read a story.*Put the upper case letter tiles in ABC order.	<ul style="list-style-type: none">*Listen to or read a story.*Practice sight words.*Orally count by 1's to 50.	<ul style="list-style-type: none">*Listen to or read a story.*Practice sight words.*Put the lower case letters in ABC order.	<ul style="list-style-type: none">*Listen to or read a story.*Practice sight words.*Orally count by 1's from 51-100.	<ul style="list-style-type: none">*Listen to or read a story.*Practice sight words.
<ul style="list-style-type: none">*Listen to or read a story.*Practice sight words.*Orally, count by 5's to 100 and by 10's to 100.	<ul style="list-style-type: none">*Listen to or read a story.*Match upper case and lower case letters together and put them in ABC order.	<ul style="list-style-type: none">*Listen to or read a story.*On a piece of paper, student will write and complete the sentence "I like ..."; then illustrate it.	<ul style="list-style-type: none">*Listen to or read a story.*Practice sight words.*Put the number tiles in order counting by 5's to 100.	<ul style="list-style-type: none">*Listen to or read a story.*Practice sight words.
<ul style="list-style-type: none">*Listen to or read a story.*Practice sight words.*Put number tiles in order counting by 10's to 100.	<ul style="list-style-type: none">*Listen to or read a story.*Use the lower case letter tiles; student will say the name of the letter and the sound it makes.	<ul style="list-style-type: none">*Listen to or read a story.*On a piece of paper, student will write and complete the sentence "I see ..."; then illustrate it.	<ul style="list-style-type: none">*Listen to or read a story.*Practice sight words.*Put the number tiles in order counting by 5's to 100 and counting by 10's to 100.	<ul style="list-style-type: none">*Listen to or read a story.*Practice sight words.
<ul style="list-style-type: none">*Listen to or read a story.*On a piece of paper, student will write and complete the sentence "I can ..."; then illustrate it.	<ul style="list-style-type: none">*Listen to or read a story.*Practice sight words.*Put the number tiles in order, counting by 1's to 25	<ul style="list-style-type: none">*Listen to or read a story*Use the upper case letter tiles; say the name of the letter, the sound it makes, and a word that starts with that letter	<ul style="list-style-type: none">*Listen to or read a story.*Practice sight words.*Orally, count backward from 20 (5 times)	<ul style="list-style-type: none">*Listen to or read a story.*Practice sight words*Place the number tiles in order counting backward from 20 to 1.

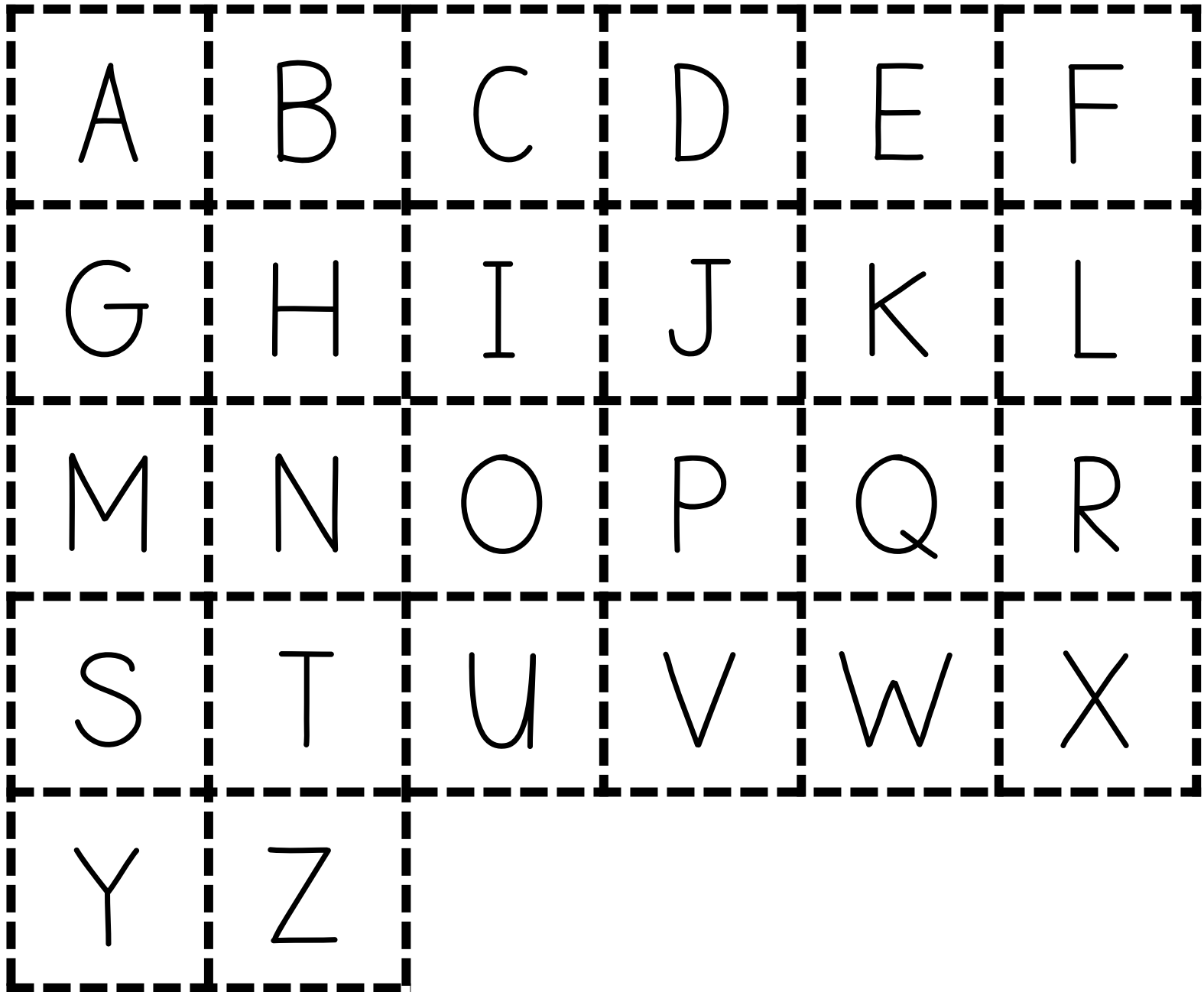
Summer Break Review

Weeks 5-8

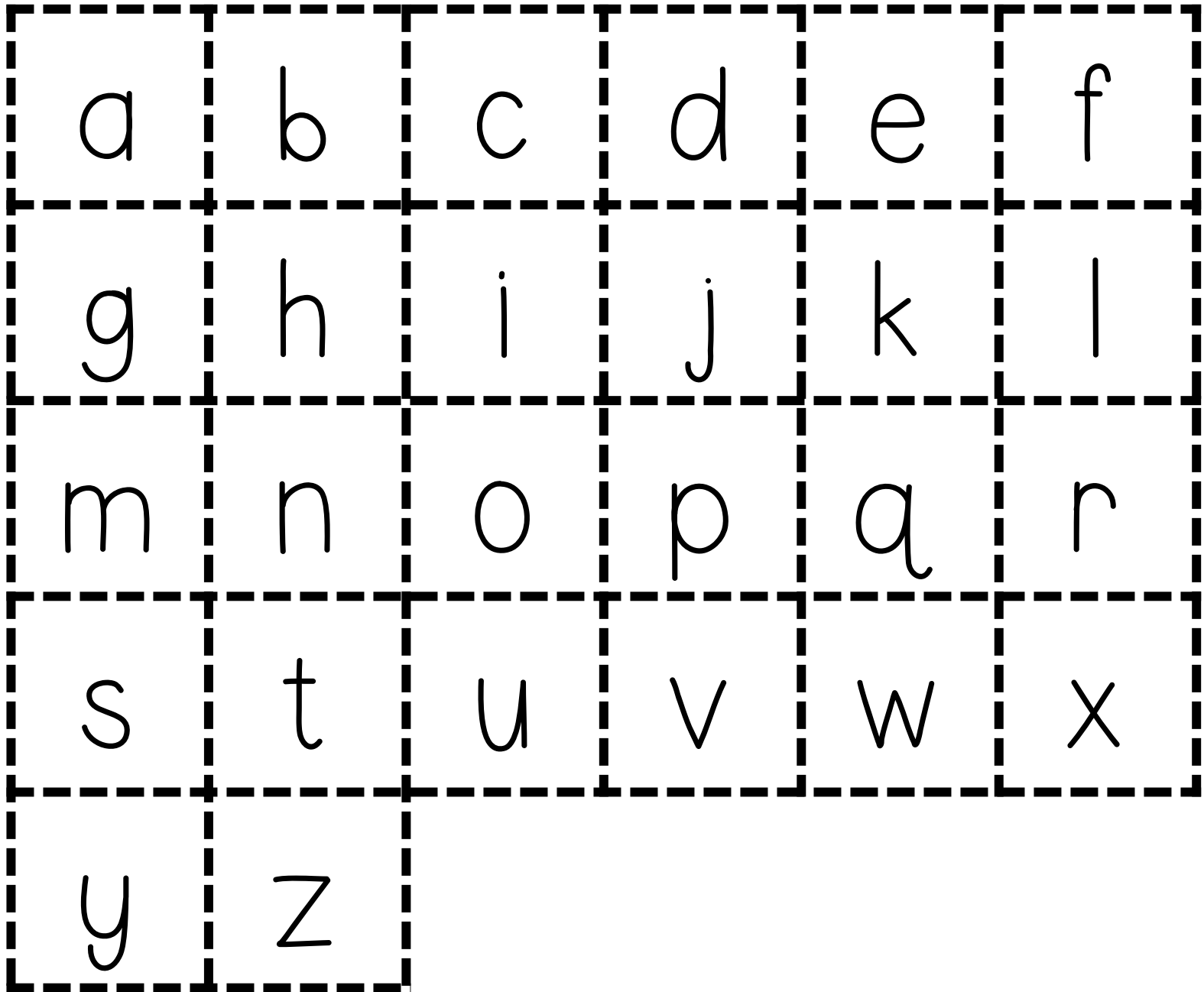


Monday	Tuesday	Wednesday	Thursday	Friday
<p>*Listen to or read a story.</p> <p>*Use the letter tiles to make and read words in the -at family (ex: cat & sat).</p>	<p>*Listen to or read a story.</p> <p>*Practice sight words.</p> <p>*Orally count by 1's to 75</p>	<p>*Listen to or read a story</p> <p>*On a piece of paper, student will write and complete the sentence "I love ..."; then illustrate it.</p>	<p>*Listen to or read a story.</p> <p>*Practice sight words.</p> <p>*Put the number tiles in order counting by 5's to 100 and counting by 10's to 100.</p>	<p>*Listen to or read a story.</p> <p>*Practice sight words.</p>
<p>*Listen to or read a story.</p> <p>*Use the letter tiles to make and read words in the -at family and the -ap family (ex: cat, sat & map, lap).</p>	<p>*Listen to or read a story.</p> <p>*Practice sight words.</p> <p>*Orally count by 1's to 100.</p>	<p>*Listen to or read a story.</p> <p>*Practice sight words.</p> <p>*Using the letter tiles, sort the letters into 2 groups (vowels & consonants)</p>	<p>*Listen to or read a story.</p> <p>*Use the number tiles 1-25, pull 2 tiles out and have the student identify which tile is greater. Do this until all tiles are used.</p>	<p>*Listen to or read a story.</p> <p>*Practice sight words.</p>
<p>*Listen to or read a story.</p> <p>*Use the letter tiles to make and read words in the -at family, -ap family, and the -an family (ex: cat, sat & map, lap & tan, ran).</p>	<p>*Listen to or read a story.</p> <p>*Use the lower case letter tiles; say the name of the letter, the sound it makes, and a word that starts with that letter</p>	<p>*Listen to or read a story.</p> <p>*Practice sight words.</p> <p>*On a piece of paper, student will write and complete the sentence "Yesterday I ..."; then illustrate it.</p>	<p>*Listen to or read a story.</p> <p>*Practice sight words.</p> <p>*Use the number tiles 5-100, pull 2 tiles out and have the student identify which tile is greater. Do this until all tiles are used.</p>	<p>*Listen to or read a story.</p> <p>*Practice sight words.</p>
<p>*Listen to or read a story.</p> <p>*On a piece of paper, write all of the lower case letters in the alphabet.</p>	<p>*Listen to or read a story.</p> <p>*Practice sight words.</p> <p>*On a piece of paper, write all of the upper case letters in the alphabet.</p>	<p>*Listen to or read a story</p> <p>*Use the upper & lower letter tiles; say the name of the letter, the sound it makes, and a word that starts with that letter</p>	<p>*Listen to or read a story.</p> <p>*Practice sight words.</p> <p>*Orally, count by 5's to 100, by 10's to 100, and backward from 20.</p>	<p>*Listen to or read a story.</p> <p>*Practice sight words</p>

upper case letter tiles



lower case letter tiles



sight words-set 1

the

of

and

a

to

in

is

you

that

it

he

was

sight words-set 1

for

on

are

as

with

his

they

I

at

be

this

have

from

or

one

had

by

words

but

not

what

all

were

we

when

your

can

said

there

use

an

each

which

she

do

how

sight words-set 2

their	if
-------	----

number tiles-counting by 10's to 100

10	20	30	40	50
60	70	80	90	100

number tiles-counting by 5's to 100

5	10	15	20	25
30	35	40	45	50
55	60	65	70	75
80	85	90	95	100

number tiles-counting by 1's to 25

1	2	3	4	5	6	7
8	9	10	11	12	13	14
15	16	17	18	19	20	21
22	23	24	25			